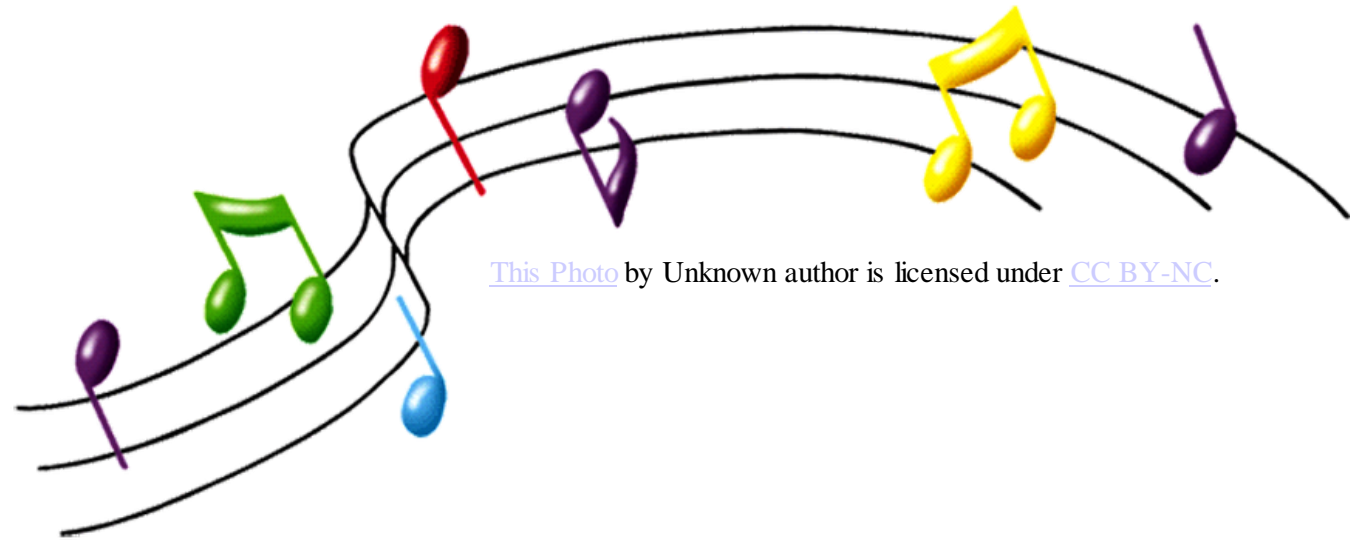




Directions for Rhythmic Composition

Grades 3-4

1. Choose patterns from examples to write or cut out and paste each pattern on each line of boxes
2. One musical symbol per box please
3. Complete 4 pages for a total of 12 patterns
4. Practice patterns on found percussion type items in your home
5. Video record yourself playing composition
6. Email video and picture of completed work to Mrs. Kelley at megkelley@wgcsd.org by Thursday April 30th




[This Photo](#) by Unknown author is licensed under [CC BY-NC](#).





1




2



3



4






1



2





3

&



4





1


&

2

3

&


4





1

&



2


&



3




4





1



2


&




3



4





1

&




2




3



4





1

&



2

&

3


&

4





1



2



3



4






1




(2)



3



(4)





1





(2)



3



4





(1)



2



(3)



4





1



(2)



(3)



(4)